

PVC curbs

Benefits

- ✓ Highly insulating
- ✓ Can be used everywhere – compatible with all types of roof membranes
- ✓ Beautifully finished
- ✓ Easy to maintain
- ✓ Lightweight and still very sturdy
- ✓ Fully recyclable
- ✓ Easy installation: The PVC curb is heat-resistant (keep the flame away from the curb of course) and remains intact while laying the roof covering
- ✓ Indoor sun blinds can be installed in any type of PVC curb
- ✓ All PVC curbs (except for 16/20 EP and type 35/30) can be fitted with a ventilation grid as from a light dimension of 80 x 80 cm

TECHNICAL DETAILS

Curbs	U _{up} value EN 1873:2014 (W/m ² K)
PVC 16/20 EP	0.89
PVC 16/00	1.00 *
PVC 20/00 EP & 20/00 EP-S	0.61
PVC 30/20	1.00 *
PVC 35/30	0.86

U_{up} value: U (upstand) or insulation value of the curb according to EN 1873:2014 and defined with EN 10077-2:2012
* according to EN 1873:2014 and defined with EN ISO 12567-2

Model

The **PVC curb is the basis for a fixed or openable plastic skylight, a hybrid or a glass skylight.** The opening system can be controlled manually or electrically for comfort ventilation. PVC curbs are also used for smoke extraction systems (Smoke and Heat Extraction) that can be controlled electrically or pneumatically.

An openable PVC curb (for ventilation) is provided with hinges and a standard PVC frame. You can also choose to install the insulating PVC frame EP or the super insulating PVC frame EP25. The skylight is installed on this structure.



CERTIFICATIONS: Skylux has CE marking in accordance with EN 1873:2014. Certain PVC curbs are CE certified and so form a compliant component of the Smoke and Heat Extraction systems in accordance with EN12101-2 and NBN S21-208-1 and 3.
Fire certificate: European classification E (EN 11925-2) and class M1

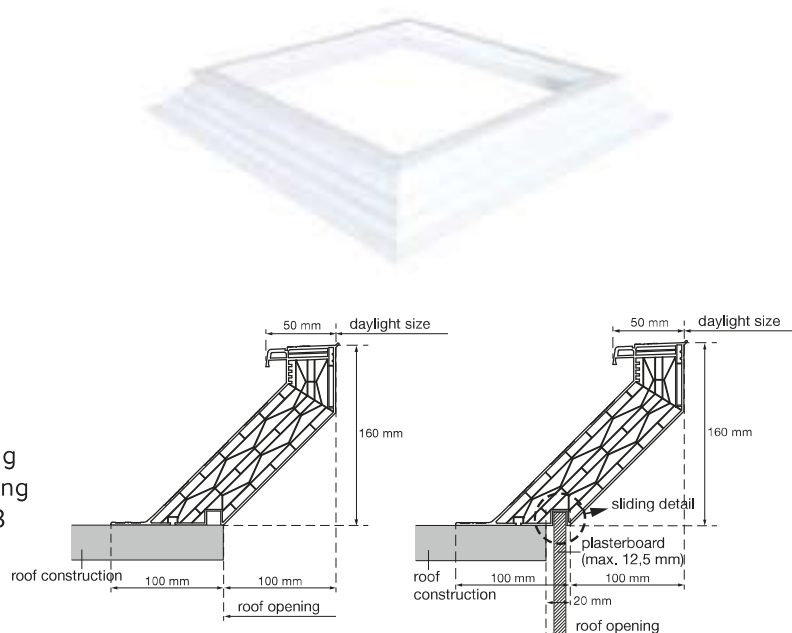
Types

1. Traditional application

PVC curb 16/20 EP

The 16/20 EP curb with an inventive interior structure is super-insulating. This curb is exceptionally strong and offers excellent performance for all traditional applications.

With the lining groove, you connect the ceiling finish seamlessly: allow 4 cm extra roof opening for this. A 16/20 PVC curb with daylight size B of 100 x 100 cm has a roof opening C of 120 x 120 cm if you make no use of the lining groove. Allow for a roof opening of 124 x 124 cm if you do make use of it.



2. Ideal for renovations

PVC curb 16/00

The 16/00 curb provides the ideal solution when replacing vertical timber or metal curbs.

In a PVC 16/00 curb, a Skymax SHEV or Skylux 160° CE system can be provided, as long as a total curb height of at least 30 cm is respected.



PVC curb 30/20

Thanks to its height of 30 cm, the 30/20 curb offers the possibility of incorporating a package of roof insulation. The curb has also been specially designed to comply with the 30 cm minimum height of the smoke and heat extraction systems without extra carpentry. In a PVC 30/20 curb, a CE certified Skymax SHEV or Skylux 160° CE system can be provided in the vertical zone of the curb.

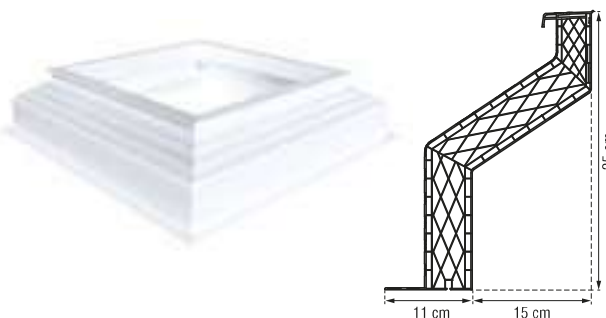


PVC curb 35/30

A curb that's easily installed over an existing curb. The height of the vertical part below measures 150 mm, which is ideal for insulation.

An extra wide lower flange of 150 mm is offered as an option. This lower flange increases the supporting surface and the possibilities to fix the curb.

A CE compliant SHE system, Skylux 160° CE, can be provided in the vertical part of the PVC 35/30 curb.

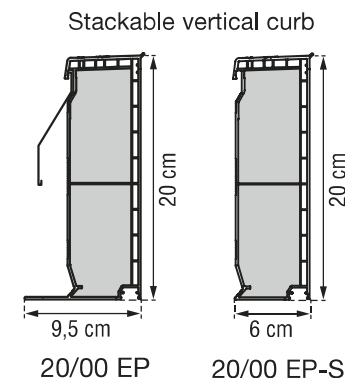


3. Super-insulating solution

PVC curb 20/00 EP (with bottom flange) and 20/00 EP-S (without bottom flange)

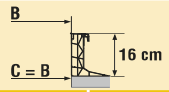
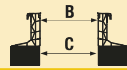
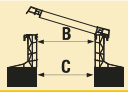
By installing the 20/00 EP-S curb on top of the 20/00 EP or another curb, you can define the height yourself, for instance depending on the insulation thickness on the roof. The PVC that is exposed to the outdoor environment is UV stabilised and of impact-resistant frame quality.

With the lining groove, you connect the ceiling finish seamlessly: allow 4 cm extra roof opening for this. A 20/00 EP PVC curb and a 20/00 EP-S curb with a 100 x 100 cm B daylight size has a 100 x 100 cm C roof opening if you make no use of the lining groove. Allow for a structural opening of 104 x 104 cm if you do make use of it.



The 20/00 EP curb is provided with an anodised aluminium profile (skirt profile) with 4 plastic (ASA) corner profiles. Depending on the curb size, the aluminium profile is attached with stainless steel self-tapping screws. This allows you to easily pull up the roofing.

PVC curbs 16/00

			
B DAYLIGHT SIZE	C = B ROOF OPENING	FIXED	OPENABLE*
30 x 30	30 x 30	€ 121 ●	€ 226 ↑
40 x 40	40 x 40	€ 126 ●	€ 238 ↑
45 x 45	45 x 45	€ 133	€ 247 ↑
50 x 50	50 x 50	€ 142 ●	€ 261 ↑
55 x 55	55 x 55	€ 144 ●	€ 265 ↑
60 x 60	60 x 60	€ 153 ●	€ 281 ↑
70 x 70	70 x 70	€ 180 ●	€ 312 ↑
75 x 75	75 x 75	€ 189 ●	€ 323 ↑
80 x 80	80 x 80	€ 196 ●	€ 334 ↑
90 x 90	90 x 90	€ 209 ●	€ 355 ↑
100 x 100	100 x 100	€ 220 ●	€ 369 ↑
105 x 105	105 x 105	€ 237 ●	€ 390 ↑
110 x 110	110 x 110	€ 240 ●	€ 396 ↑
120 x 120	120 x 120	€ 256 ●	€ 419 ↑
130 x 130	130 x 130	€ 277 ●	€ 464 ↑
140 x 140	140 x 140	€ 300 ●	€ 493 ↑↑
150 x 150	150 x 150	€ 322 ●	€ 536 ↑↑
155 x 155	155 x 155	€ 334	€ 552 ↑↑
160 x 160	160 x 160	€ 342 ●	€ 566 ↑↑
170 x 170	170 x 170	€ 363	€ 592 ↑↑
180 x 180	180 x 180	€ 385 ●	€ 623 ↑↑
200 x 200	200 x 200	€ 413 ●	€ 666 ↑↑
30 x 80	30 x 80	€ 144	€ 265 ↑
30 x 90	30 x 90	€ 153	€ 281 ↑
30 x 130	30 x 130	€ 189	€ 336 ↑
40 x 70	40 x 70	€ 144 ●	€ 265 ↑
40 x 100	40 x 100	€ 180 ●	€ 312 ↑
40 x 130	40 x 130	€ 221	€ 362 ↑
40 x 160	40 x 160	€ 242	€ 402 ↑
40 x 190	40 x 190	€ 261	€ 437 ↑
40 x 220	40 x 220	€ 328	€ 526 ↑↑
40 x 280	40 x 280	€ 374	€ 611 ↑↑
45 x 75	45 x 75	€ 153	€ 277 ↑
45 x 105	45 x 105	€ 189	€ 322 ↑
50 x 70	50 x 70	€ 153 ●	€ 281 ↑
50 x 80	50 x 80	€ 174 ●	€ 303 ↑
50 x 100	50 x 100	€ 185 ●	€ 318 ↑
50 x 110	50 x 110	€ 189 ●	€ 327 ↑
50 x 140	50 x 140	€ 206	€ 360 ↑
50 x 170	50 x 170	€ 231	€ 397 ↑
50 x 200	50 x 200	€ 247	€ 439 ↑↑
50 x 230	50 x 230	€ 269	€ 474 ↑↑
60 x 80	60 x 80	€ 180 ●	€ 312 ↑
60 x 90	60 x 90	€ 185 ●	€ 319 ↑

↑ For single spindle

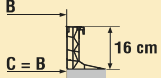
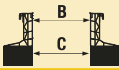
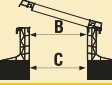
↑↑ For double spindle

● Available from stock

Other with delivery time of 10 working days

* You have to choose an opening system for the openable type (see page 85-86).

PVC curbs 16/00 (continued)

			
B DAYLIGHT SIZE	C = B ROOF OPENING	FIXED	OPENABLE*
60 x 120	60 x 120	€ 209 ●	€ 355 ↑
60 x 130	60 x 130	€ 219	€ 375 ↑
60 x 150	60 x 150	€ 233	€ 396 ↑
60 x 180	60 x 180	€ 251	€ 428 ↑
60 x 200	60 x 200	€ 269	€ 464 ↑↑
70 x 100	70 x 100	€ 199 ●	€ 341 ↑
70 x 130	70 x 130	€ 220 ●	€ 379 ↑
70 x 150	70 x 150	€ 234 ●	€ 399 ↑
70 x 160	70 x 160	€ 240 ●	€ 412 ↑
70 x 200	70 x 200	€ 272	€ 472 ↑↑
70 x 220	70 x 220	€ 285	€ 492 ↑↑
75 x 105	75 x 105	€ 221	€ 367 ↑
75 x 125	75 x 125	€ 232 ●	€ 381 ↑
75 x 165	75 x 165	€ 251	€ 427 ↑
75 x 175	75 x 175	€ 269	€ 460 ↑↑
75 x 225	75 x 225	€ 322	€ 535 ↑↑
80 x 110	80 x 110	€ 220 ●	€ 367 ↑
80 x 130	80 x 130	€ 237 ●	€ 400 ↑
80 x 140	80 x 140	€ 242 ●	€ 407 ↑
80 x 160	80 x 160	€ 269 ●	€ 445 ↑
80 x 170	80 x 170	€ 273 ●	€ 464 ↑↑
80 x 180	80 x 180	€ 277 ●	€ 470 ↑↑
80 x 200	80 x 200	€ 300	€ 504 ↑↑
80 x 220	80 x 220	€ 322	€ 533 ↑↑
80 x 230	80 x 230	€ 331	€ 546 ↑↑
80 x 250	80 x 250	€ 370	€ 607 ↑↑
80 x 280	80 x 280	€ 385	€ 631 ↑↑
90 x 120	90 x 120	€ 237 ●	€ 395 ↑
90 x 150	90 x 150	€ 271 ●	€ 447 ↑
90 x 180	90 x 180	€ 285 ●	€ 482 ↑↑
90 x 210	90 x 210	€ 332	€ 543 ↑↑
100 x 130	100 x 130	€ 245 ●	€ 411 ↑
100 x 150	100 x 150	€ 274 ●	€ 464 ↑↑
100 x 160	100 x 160	€ 277 ●	€ 469 ↑↑
100 x 190	100 x 190	€ 311	€ 516 ↑↑
100 x 200	100 x 200	€ 322 ●	€ 531 ↑↑
100 x 220	100 x 220	€ 342 ●	€ 559 ↑↑
100 x 230	100 x 230	€ 354	€ 573 ↑↑
100 x 250	100 x 250	€ 370 ●	€ 613 ↑↑
100 x 280	100 x 280	€ 384	€ 636 ↑↑
105 x 165	105 x 165	€ 314	€ 509 ↑↑
105 x 225	105 x 225	€ 358	€ 577 ↑↑
110 x 140	110 x 140	€ 275	€ 452 ↑↑
110 x 170	110 x 170	€ 305 ●	€ 505 ↑↑

↑ For single spindle

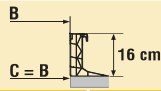
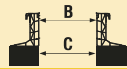
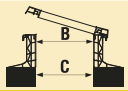
↑↑ For double spindle

● Available from stock

Other with delivery time of 10 working days

* You have to choose an opening system for the openable type (see page 85-86).

PVC curbs 16/00 (continued)

			
B DAYLIGHT SIZE	C = B ROOF OPENING	FIXED	OPENABLE*
110 x 230	110 x 230	€ 358	€ 583 ↑↑
120 x 140	120 x 140	€ 304	€ 485 ↑↑
120 x 150	120 x 150	€ 306 ●	€ 501 ↑↑
120 x 180	120 x 180	€ 322 ●	€ 531 ↑↑
120 x 210	120 x 210	€ 353 ●	€ 571 ↑↑
120 x 240	120 x 240	€ 385	€ 614 ↑↑
130 x 160	130 x 160	€ 310	€ 521 ↑↑
130 x 190	130 x 190	€ 342	€ 566 ↑↑
130 x 200	130 x 200	€ 354	€ 581 ↑↑
130 x 220	130 x 220	€ 376	€ 613 ↑↑
130 x 230	130 x 230	€ 390	€ 629 ↑↑
130 x 250	130 x 250	€ 402	€ 658 ↑↑
130 x 280	130 x 280	€ 463	€ 734 ↑↑
145 x 170	145 x 170	€ 362	€ 581 ↑↑
160 x 200	160 x 200	€ 385 ●	€ 623 ↑↑
160 x 220	160 x 220	€ 405	€ 651 ↑↑
160 x 230	160 x 230	€ 411	€ 660 ↑↑
160 x 250	160 x 250	€ 482 ●	€ 753 ↑↑
160 x 280	160 x 280	€ 501 ●	€ 783 ↑↑

CURB WITH VENTILATION GRID	PRICE
- Ventilation grid to be mounted in a PVC curb 16/00 (minimum daylight size 80 x 80)	PVC 16/00 +
- Per grid (more than one grid possible)	€ 334

↑ For single spindle

↑↑ For double spindle

● Available from stock

Other with delivery time of 10 working days

* You have to choose an opening system for the openable type (see page 85-86).